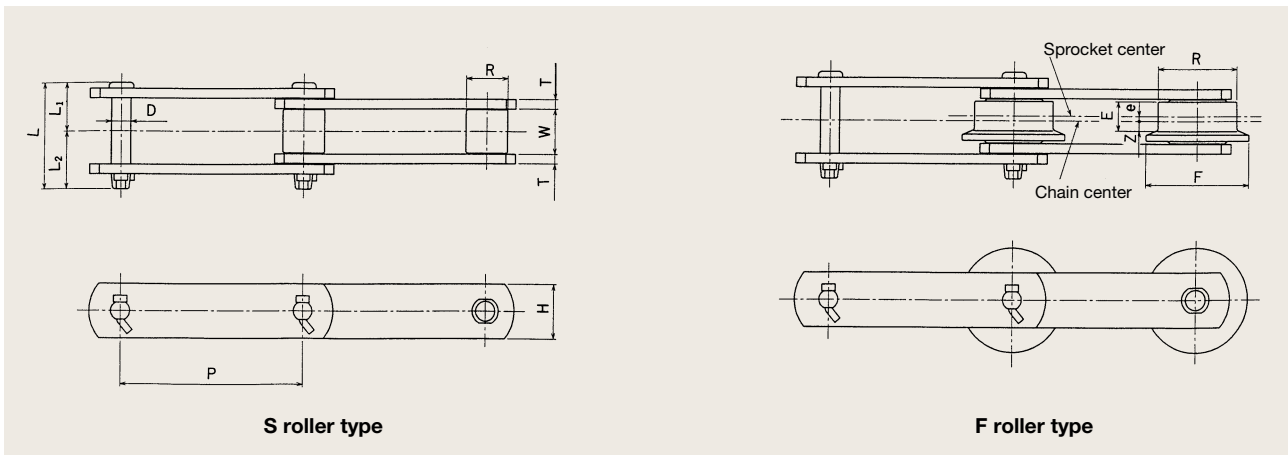


Chains for Water Treatment Systems

HSC type Steel Chains

HSC type steel chains use 400 class stainless steel for the pins and bushes to prevent corrosion, wear and poor flexion.



HSC type Steel Chains

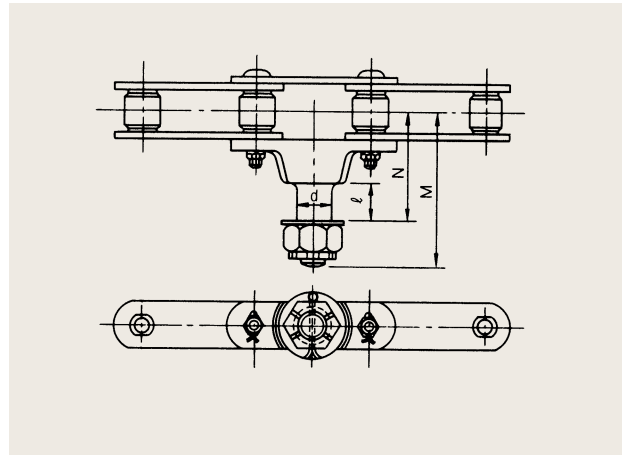

Chain No.	Pitch P (mm)	Roller Dia. R (mm)				Inner Width W (mm)	Pin			Link Plate		Average Tensile Strength		Assured Tensile Strength		Mass (kg/m)			
		Bushed	S roller	F roller	R roller		Dia. D (mm)	Length			Height H (mm)	Thickness T (mm)	(kN)	(kgf)	(kN)	(kgf)	B, S	F	R
								L (mm)	L1 (mm)	L2 (mm)									
HSC15215	152.4	25.4	25.4	50.8	50.8	30.2	11.05	69.4	31.2	38.2	38.1	6.3	147	15000	132	13500	5.5	7.9	7.5
HSC15219	152.4	29.0	29.0	50.8	50.8	30.2	14.18	73.3	32.8	40.5	38.1	6.3	216	22000	196	20000	5.8	8.2	7.7
HSC15228	152.4	34.9	34.9	65.0	65.0	37.1	15.8	87.5	40.0	47.5	44.5	7.9	275	28000	250	25500	9.1	13.3	13.1
HSC15235	152.4	39.7	39.7	70.0	70.0	37.1	18.94	97.1	44.3	52.8	50.8	9.5	373	38000	343	35000	12.6	17.3	16.4
HSC15248	152.4	44.5	44.5	80.0	80.0	57.2	22.11	119.6	55.4	64.2	63.5	9.5	510	52000	460	47000	18.0	28.3	27.3

HSC type Steel Chains (F roller type)

Chain No.	Dimensions (mm)				
	R	E	e	F	Z
HSC15215	50.8	20	3	65	7
HSC15219	50.8	20	3	65	7
HSC15228	65.0	24	4	85	8
HSC15235	70.0	25	3.5	85	9
HSC15248	80.0	38	6	95	13

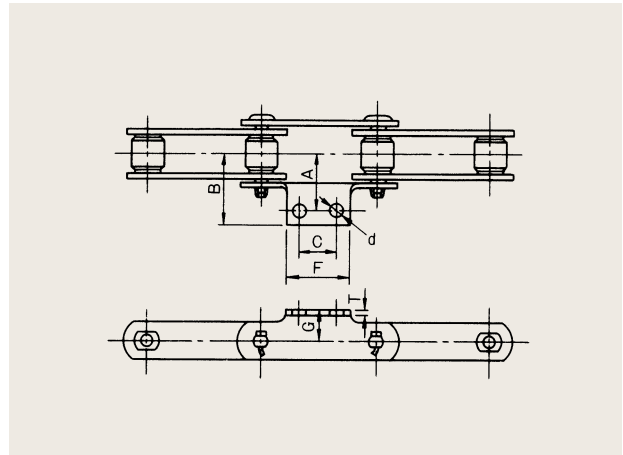
● Attachments for HSC type Steel Chains

■ T-1 Attachments



Chain No.	Dimensions (mm)				Added Mass per Attachment (kg)
	d	l	M	N	
HSC15215	25	30	102	80	1.2
HSC15219	30	35	108	85	1.4
HSC15228	40	44	149	122	2.8
HSC15235	40	44	151	124	3.4
HSC15248	50	50	184	145	4.5

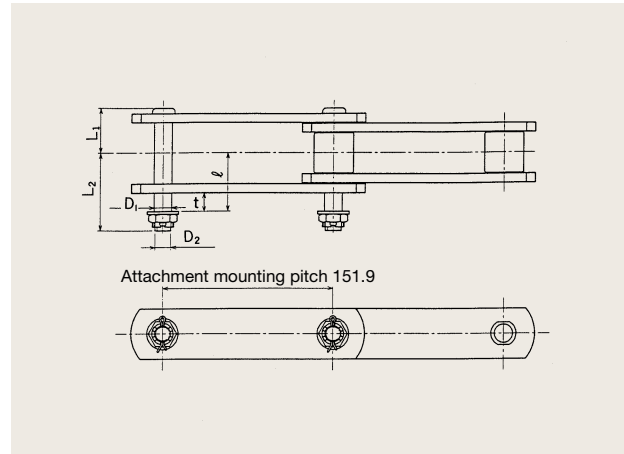
■ A-2 Attachments



Chain No.	Dimensions (mm)							Added Mass per Attachment (kg)
	A	B	C	d	F	G	T	
HSC15215	50	66	60	14	90	32	6.3	0.25
HSC15219	50	66	60	14	90	32	6.3	0.25
HSC15228	60	81	60	18	100	38	7.9	0.40
HSC15235	65	86	60	18	100	45	9.5	0.55
HSC15248	80	105	60	18	100	55	9.5	0.65

Chains for Water Treatment Systems

D-22 Attachments



Note: The attachment mounting pitch for the HSC15235 is 151.8mm.

Chain No.	Dimensions (mm)						Added Mass per Attachment (kg)
	L ₁	L ₂	D ₁	D ₂	ℓ	t	
HSC15219	32.8	59	13.5	M12	44.3	16	0.12
HSC15228	40.0	68	15.5	M14	51.1	16	0.13
HSC15235	44.5	74	18.0	M16	54.4	16	0.19
HSC15248	55.4	85.4	18.0	M16	64.4	16	0.25