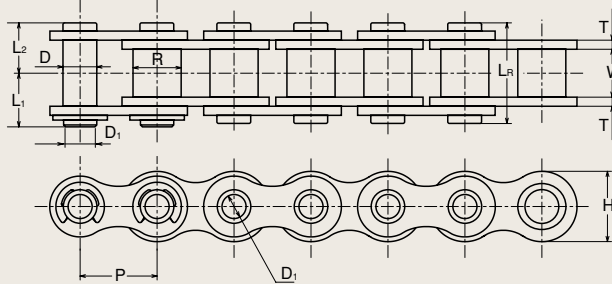


Hollow Pin Chains

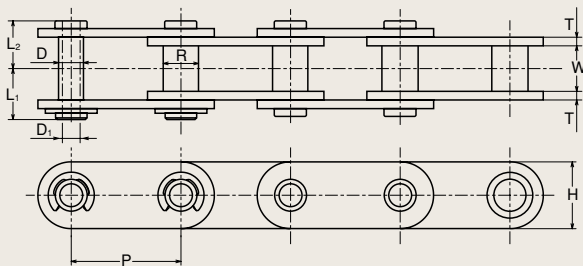
These chains have "Hollow Pins", various pins and attachments can be installed by using it.

Standard Chain series

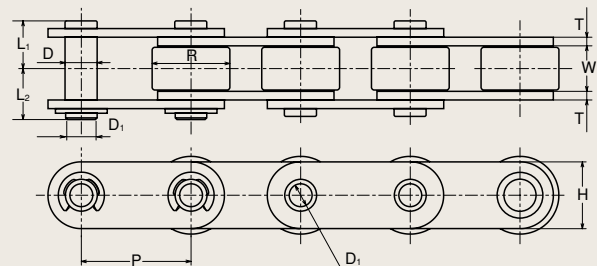


Chain No.	Pitch P (mm)	Bush Outer Dia. R (mm)	Inner Width W (mm)	Pin				Link Plate		Average Tensile Strength		Maximum Allowable Load		Mass (kg/m)
				Outer Dia. D (mm)	Inner Dia. D ₁ (mm)	Length (mm)		Height H (mm)	Thickness T (mm)	(kN)	(kgf)	(kN)	(kgf)	
						L ₁	L ₂							
40HP	12.70	7.92	7.95	5.63	4.03	9.2	8.4	12.0	1.5	12.7	1300	1.77	180	0.58
50HP	15.875	10.16	9.53	7.09	5.13	11.2	10.1	15.0	2.0	19.6	2000	3.14	320	0.97
60HP	19.05	11.91	12.7	8.29	6.04	14.2	13.0	18.1	2.4	28.4	2900	4.22	430	1.46
80HP	25.40	15.88	15.88	11.34	8.08	18.1	16.2	24.1	3.2	51.0	5200	7.65	780	2.47

Double Pitch Chain series



Small Roller series



Large Roller series

Chain No.	Pitch P (mm)	Roller Outer Dia. R (mm)	Inner Width W (mm)	Pin				Link Plate		Average Tensile Strength		Maximum Allowable Load		Mass (kg/m)
				Outer Dia. D (mm)	Inner Dia. D ₁ (mm)	Length (mm)		Height H (mm)	Thickness T (mm)	(kN)	(kgf)	(kN)	(kgf)	
						L ₁	L ₂							
※C2040HP	25.40	7.92	7.95	5.63	4.03	9.2	8.4	12.0	1.5	12.7	1300	1.77	180	0.46
C2042HP		15.88												0.81
※C2050HP	31.75	10.16	9.53	7.09	5.13	11.2	10.1	15.0	2.0	19.6	2000	3.14	320	0.76
C2052HP		19.05												1.25
※C2060HP	38.10	11.91	12.7	8.29	6.04	14.2	13.0	18.1	2.4	28.4	2900	4.22	430	1.12
C2062HP		22.23												1.79
※C2080HP	50.80	15.88	15.88	11.34	8.08	18.1	16.2	24.1	3.2	51.0	5200	7.70	780	1.98
C2082HP		28.58												3.17

※C2040HP through C2080HP are rollerless, R shows bushing dia.